

**South
Australia's**

History Festival

2024

Style Guide

History Festival

Style Guide

Primary Colours

Bright Green

HEX #66FF83
RGB 102, 255, 131
CMYK 55, 0, 50, 0
PMS 7479 C

Pale Green

HEX #e0ffbf
RGB 224, 255, 191
CMYK 12, 0, 28, 0
PMS 372 C

Cool Green

HEX #6DD9A7
RGB 109, 217, 167
CMYK 60, 0, 40, 0
PMS 3265 C

Lime Green

HEX #B5FF66
RGB 181, 255, 102
CMYK 30, 0, 65, 0
PMS 375 C

Forest Green

HEX #0A9664
RGB 10, 150, 100
CMYK 100, 0, 65, 5
PMS 334 C

Emerald Green

HEX #78DB00
RGB 120, 219, 0
CMYK 55, 0, 100, 0
PMS 802 C

Secondary Colours

Olive Green

HEX #A0B400
RGB 160, 180, 0
CMYK 20, 0, 100, 20
PMS 383 C

Lime Green

HEX #C8DC50
RGB 200, 220, 80
CMYK 25, 0, 85, 0
PMS 584 C

Blue

HEX #0057BA
RGB 0, 87, 186
CMYK 100, 55, 0, 0
PMS 2935 C

Pale Blue

HEX #B6DFF6
RGB 182, 223, 246
CMYK 25, 2, 0, 0
PMS 290 C

Purple

HEX #A500FF
RGB 165, 0, 255
CMYK 50, 70, 0, 0
PMS 7442 C

Base Colours

Black

HEX #000000
RGB 0, 0, 0
CMYK 0, 0, 0, 100
PMS Process Black C

Grey

HEX #DCDDDE
RGB 220, 221, 222
CMYK 7, 5, 5, 5
PMS Cool Gray 2C

Download Adobe CC Swatches

SCREEN

PRINT

When using the History Festival logo, the mono-black version should be given priority. However, if placed on an image or dark colored background, the mono-white version may be more appropriate.

[Download All](#)

Lockup Primary - Black

Download for Print

- CMYK [PDF](#) [EPS](#)
- SPOT [PDF](#) [EPS](#)

Download for Screen

- [PNG](#) [JPG](#) [PDF](#)



Lockup Primary - White

Download for Print

- CMYK [PDF](#) [EPS](#)
- SPOT [PDF](#) [EPS](#)

Download for Screen

- [PNG](#) [JPG](#) [PDF](#)



When using the History Festival logo, the mono-black version should be given priority. However, if placed on an image or dark colored background, the mono-white version may be more appropriate.

[Download All](#)

Lockup Stacked - Black

Download for Print

CMYK [PDF](#) [EPS](#)

SPOT [PDF](#) [EPS](#)

Download for Screen

[PNG](#) [JPG](#) [PDF](#)



Lockup Stacked - White

Download for Print

CMYK [PDF](#) [EPS](#)

SPOT [PDF](#) [EPS](#)

Download for Screen

[PNG](#) [JPG](#) [PDF](#)



History Festival

Style Guide

The area highlighted in blue is to indicate the safe clear space for the logo.

This information is only provided in the style guide and is not included within the logo files.

To ensure the History Festival branding is easily readable, please refrain from placing any text or images within this designated space.

When using the History Festival logo, the mono-black version should be given priority. However, if placed on an image or dark colored background, the mono-white version may be more appropriate.



Minimum sizes: Print: 10mm (h) Digital: 50px (h)



Minimum sizes: Print: 20mm (h) Digital: 100px (h)

Logo – Safe Clear Space

History Festival

Style Guide

Please ensure the logofiles are only used as supplied.

Do not change the logo to a colour outside of the colour palette.

Do not change the typeface or recreate the logo.

Do not change the layout of the logos.

Do not rotate the logos.

Do not stretch the logos.

Do not change the size relationship between the “South Australia’s” text and “History Festival”.



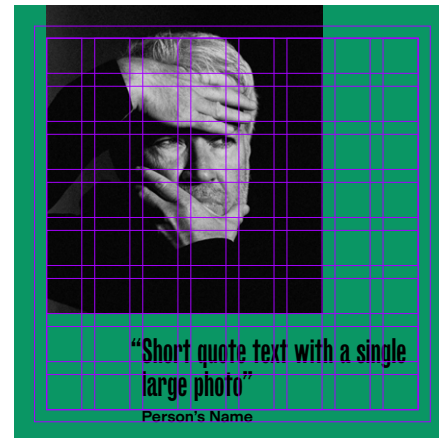
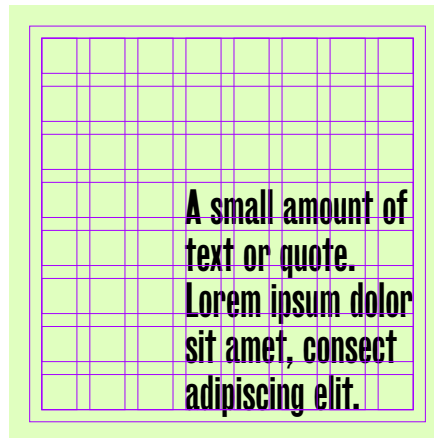

Logo – Incorrect Usage

History Festival

Style Guide

Social media tiles use an underlying base grid to maintain consistency while allowing a variety of layouts for different purposes.

Where possible, line text and images off grid lines.



Social Media – Grid

History Festival

Style Guide

Examples of title style tiles with festival branding and dates.

[Download All](#)



Social Media – Title

History Festival

Style Guide

Examples of text and image tiles.

These can be adapted depending on the amount of text, and the number of images to be shown. Vary the layout from post to post.

**“A longer amount of text or quote.
Lorem ipsum dolor sit amet,
consectetuer adipiscing elit.
Donec nec justo eget felis facilis
fermentum. Aliquam porttitor mauris
sit amet orci. Aenean dignissim
pellentesque felis.”**

Anna Lindner

**A small amount of
text or quote.
Lorem ipsum dolor
sit amet, consect
adipiscing elit.**

**Large heading
text or title.**



**“Short quote text with a single
large photo”**

Person's Name



History Festival

Style Guide

Participants can use the frame to place over images for sharing. These are provided in the six primary colours.

[Download All](#)



History Festival

Style Guide

The visible area is 920px x 682px.
Images can be placed to fill that area,
or to fit with it.

If placing an image to fit, place the
solid background colour behind so
that the tile appears to extend behind
the image.



Social Media – Frame – Example

History Festival

Style Guide

When using the frame, ensure the image is placed correctly.

Do not extend the image outside of the visible area.

Do not have a different background colour behind the image within the visible area.

Do not place image behind the branding.

Do not modify the positioning or colour of the branding.



Social Media – Frame – Incorrect Usage

History Festival

Style Guide

Participant tiles are available for sharing.

Download All



History Festival

A set of five posters that mirror the program covers. They have a QR code that directs to the festival website.

Do not alter the poster in anyway, including modifications to the sponsor logo lockup.

[Download All](#)

Style Guide



History Festival

A set of five posters that mirror the program covers. They are adapted to include 'Get your program here' text.

Do not alter the poster in anyway, including modifications to the sponsor logo lockup.

[Download All](#)

Style Guide



Poster – Program

History Festival

Style Guide

Community posters have festival branding and an empty area which is available for participants to display content and edit.

Do not alter the poster beyond the editable fields to add event information, including History Festival branding, festival dates, the sponsor logo lockup, and their positioning on the page.

[Download All](#)



The venue sticker is for displaying at the entrance to participating venues.



